



Dillwynia sericea

NEWSLETTER

AUSTRALIAN PLANTS SOCIETY, MITCHELL GROUP INC.

aps.mitchell@gmail.com

PO Box 541, Kilmore, Victoria 3764

Inc# A0054306V

August news...!

Hello and welcome to our August edition!

A suggestion was put forward at the last committee meeting to add a bit of extra interest to our group meetings...The idea is to run a photo competition on "Inappropriate Planting". Neil has started the ball rolling with the photo featured at right. Bring your photos along for all to enjoy at our monthly meetings or send them in to me. Who knows, there may even be a small prize for the winner at the end of the year :-)... Someone has suggested a trip to Paris, Paris Street Mooroolbark that is :-). We're still working on the finer details so be sure to keep an eye on the newsletter for further updates. Another new idea the committee has been working on is starting a Cutting and Seed Exchange data base, for more information see page 7.

On behalf of the committee I'd like to extend an official big, warm welcome to our newest member: Judy Rutter from Kilmore.



Inappropriate Planting?
Sent in by: Neil Humphreys

Lastly our September newsletter is due out on the 2nd Monday (the 14th).

Remember: please keep all the great photo's, articles and items of interest rolling in :-). The dead line for contributions is September 7th (1st Monday) and can be sent to me at:

wattlegum@southernphone.com.au or

Mailed to PO Box 381, Pyalong Vic 3521

Cheers till our next edition, Jeanine

Inside this issue:

August & General Pg 2

Meeting Information

Memberships Pg 2

Standard of the Pg 2
Month

July Meeting Report Pg 3

Winter Orchids Pg 5

August Garden Guide Pg 6

Cutting and Seed Pg 7
Exchange

Reminders, APS Vic Pg 8
Diary Dates etc...

Committee & Contact Pg 8
Information

Spring Plant Expo Pg 9

Annual Renewal form Pg 10

Euroa Arboretum Visit...

At time of writing the proposed September 27th visit to the Euroa Arboretum is likely to be going ahead. Currently no one other than committee members have responded so travel will be via private vehicle with the option of car-pooling should attendees be interested. Anyone interested in attending should email Jeanine at:

wattlegum@southernphone.com.au by Friday August 14th or let a committee member know at the meeting on August 17th. Further information and details will be available in the September Newsletter and emailed out to respondents.

Remember, you don't need to be an APS Mitchell member to come along.

Friends, family & interested persons are always welcome.

Anyone interested in attending should email Jeanine by Friday August 14th:

wattlegum@southernphone.com.au

August 2015

Volume 2, Issue 7

Mitchell Diary Dates..

- **AUGUST 17th**
7:30pm MEETING
Guest Speaker:
Michael Marmack on
Victorian Alpine Plants
- **SEPTEMBER 21st**
7:30pm MEETING
Guest Speakers: David
and Barbara Pye on
Correas
- **SEPTEMBER 27th**
Proposed Euroa
Arboretum Visit. Car
Pooling may be
available. Further
Details in our
September Newsletter.
- **OCTOBER 17th APS**
MITCHELL ANNUAL
SPRING PLANT EXPO &
SALE
Kilmore Memorial Hall
14 Sydney St, Kilmore
See page 9 for further
information.
- **OCTOBER 19th**
7:30pm MEETING
Guest Speaker:
Bill Aitchison on
Acacias
- **NOVEMBER 16th**
7:30pm MEETING
Guest Speaker to be
advised



Standard of the Month, August...

By Brian Weir

GREVILLEA thyrsoides subsp. pustulata

This beautiful Grevillea is found about 230km north of Perth in an area with about a 400-500mm annual rainfall. In its natural state it grows to about 1m tall x 2m wide.

It can be difficult to grow in Victoria on its own roots so is best grafted and is a proven plant for the garden. It is another great bird attracting grevillea with honey eaters continually swinging on the flowers while feeding. Here in Wallan I have both a low grafted bush and this 4 year old standard, both have tolerated -5°C frosts but the flowers do get burnt off at about -3°C.

Grevillea thyrsoides subsp. pustulata Standard
Photo: Brian Weir



MEETINGS ARE HELD ON THE
3rd MONDAY OF THE MONTH
(February to November)

In the John Taylor room at
Kilmore Library

12 Sydney Street, Kilmore

Entry \$2.00 Gold Coin

Guest Speaker

Door Prizes

Plant Sales

Fertilizer Sales

(APS Mitchell Slow Release
fertiliser \$5.00 per 500g)

Use of the APS Mitchell free
Library (See Barbara)

Supper & Chat

VISITORS VERY WELCOME

Members & Visitors are
encouraged to bring along
exhibits for our Flower
Specimen Table

Please label plants




August Meeting Monday the 17th 7:30pm...

By Jeanine Petts

Michael Marmack will be travelling all the way from Melbourne's outer eastern suburbs to join us and present this month's talk on Victorian Alpine Plants.

Michael is one of the many speakers who make themselves available to district groups through APS Victoria and provides panoramic slide shows of trips and backpacking noting the vegetation and changing landscape along the way. Among his impressive array of topics including Victorian Alpine Plants are: Western Arthurs (Tas. Alpine), Australian Alps (NSW), Kimberley, Dampier Peninsula, Pilbara, Eurardy Station/Kalbarri NP, Canning Stock Route, Esperance & beyond (WA), Great Victoria Desert (SA-WA) and Flinders Ranges, Arkaroola (SA).

Should members wish to hear about any of Michael's other abovementioned adventures feel free to let Barbara or one of our committee members know your preference so we can extend an invitation for next year's Guest Speaker list.



Leucocorysum alpinum - Alpine Sunray

Photo: Russell Best
www.natureshare.org.au

Memberships...

A word or two from Bill... Thank you to those members who have promptly renewed their membership subscription. Do remember that members who do not renew subscriptions by the end of October have their rights and privileges of the Australian Plants Society Suspended. It would therefore be helpful if members could return completed forms with payment quickly. For further advice/information please contact: Bill Barker: Phone: 5783 3838. Alternatively visit APS Mitchell's website:

http://www.apsmitchell.org.au/?page_id=18

July Meeting Report "The Larapinta Trail"

By Jeanine Petts

To quote our Group President Neil Humphreys a "brave few" turned out on a "cold and chilly night" to enjoy Geoffrey Lay's stunning visual tour of the Larapinta Trail.

The evening consisted of a magnificent slide show with images far too numerous to mention which are sadly not possible to include in this report. What follows is a highly condensed overview mentioning only a limited portion of all the plants and landscapes viewed...

The Larapinta Trail begins near Alice Springs covering a distance of 240 km. Geoffrey undertook his tour with a guided group trekking for 14 days during June two years ago when the night time temperatures were dropping below zero each night. The trail mostly runs along the ridges and was built by prisoners in 2001/2002, the longest stage Geoffrey covered in one day was 31 kilometres.

Along the Larapinta Trail official designated camps with water tanks and toilets are spaced 20 km apart and there is no running water or showers available for the duration of the trek. For the first two or three days the going is easier whilst the trail travels through dunes but once Simpsons Gap is reached the walking gets steeper and continues to be rocky and steep throughout the remaining days. *Xanthorrhoea thorntonii* and *Macrozamia macdonnellii* were two of the species seen through this stage. The *Macrozamia* in the region are left over from the time when Alice Springs was a much wetter place. Standley Chasm was next along the trail and one of the benefits Geoffrey had from being with a tour group was being picked up at the end of each days trek and taken back to a cosy camp with a fire each night. Open fires are not permitted at the official designated Larapinta Trail camps where only small portable fuel stoves are allowed so people using these camps do not have the same luxury as the tour groups staying at off trail camps.

The next sections of the trail travel through Chewings Range, Brinkley Bluff and Razor Back Ridge. The track is narrow and the rocks very sharp, Geoffrey was left wondering if his shoes would last the distance as these rocks wear shoes away at a rapid rate. There is one train track through the region used by The Ghan which is a $\frac{3}{4}$ kilometre long train. *Themeda triandra* grasslands are in this area along with *Anemocarpa saxatilis*, *Eriachne*, *Ennaepogon* and the introduced species *Cenchrus ciliaris* (Buffle Grass) which is an invasive weed species and is a significant problem as it burns much hotter than local grasses. Even in Central Australia controlled burns can and do get out of control.

Continuing further along the trail is Serpentine Gorge where there are ferns and other ephemeral plants including *Marsilea drummondii* (Nardoo). Next destinations along the way were Counts Point followed by Giles Lookout. The rocks in this area are mostly sedimentary. Ormiston Gorge followed (which is the largest gorge) and Ormiston Pound, a Pound is a circle of cliffs.

Corymbia aparrerinja (Ghost Gum) was at Ormiston Gorge. There is not much soil in the region it's mostly red sand. Other Eucalypts in the area were: *Eucalyptus gongylocarpa*, *Eucalyptus trivalvis*, *Eucalyptus gamophylla* (which has twin leaves and grows a point about one third of the way up slopes (at around 100 meters), *Eucalyptus sessilis* (which is valley growing), *Eucalyptus minnirichi* (noted for its distinctive peeling bark) and *Eucalyptus oxymitra*.

It took until day eight to reach a point where enough water to bathe in could be found. This was at Ellery Creek, two miles from Hallan Gorge and the water was breath takingly cold. Further on the Finke River was just sand. The last gorge on the trek is Redbank Gorge, some times this gorge is full of water and at other times just a small pool as it was on this occasion. Finally the trek culminated in a pre-dawn walk up Mount Sonder to watch the sunrise.



MacDonnell Ranges

Image: <http://www.outback-australia-travel-secrets.com/image-files/alice-springs-pictures-4.jpg>



Macrozamia macdonnellii

Image: http://www.pacsoa.org.au/w/images/e/ec/Macrozamia_macdonnellii05.jpg



Corymbia aparrerinja
Ghost Gum

Image: Euclid: Eucalypts of Australia (CSIRO)

(Continued on page 4)

July Meeting Report “The Larapinta Trail”

By Jeanine Petts

(Continued from page 3)

Among the plants found along the trek were:

Indigofera, *Grevillea wickhamii*, which is holly leaved and grows high up the slopes. Eremophilas including *Eremophila macdonnellii*, *E. freelingii*, *E. willsii* ssp. *integrifolia*, *E. christopheri*, *E. duttonii* and *E. longifolia*. The Eremophila tended to have a “table top” habit which made them identifiable in the landscape.

Ptilotus clementii, *P. exaltatus* and *P. nobilis*. The daisy flower *Polycalymma stuartii* (Poached Egg Daisy) which can be grown in Melbourne from seed as an annual.

The predominant flower colour found is yellow such as *Senna artemisioides* of which there are eight sub-species. The Sennas are promiscuous and will hybridise readily.

Other yellow-flowered plants were *Senna notabilis*- Cockroach Bush and the Acacias:

Acacia kempeana (Witchetty Bush), *Acacia spondylophylla* (noted for its rusty spikes), *Acacia monticola* (with Minnirichi type bark), *Acacia anuera* (Mulga) and *Acacia grasbyi* (that has terete leaves which point upwards). Another notable tree was *Erythrina vespertilio* the Batswing Coral Tree.

Mistletoes were *Amyema maidenii* and *Lysiana* sp., Climbers: *Clematis decipiens* and *Pandorea doratoxylon*. Salt bushes: *Rhagodia spinescens*, *Maireana carnosae* and *Maireana tomentosa*. Sundews: *Drosera indica* and *Drosera burmannii*. Pea flowers: *Gastrolobium grandiflorum* (the Poison Pea which 10/40 comes from), *Mirbelia viminalis* (notable for being “all thorns”) and *Crotalaria cunninghamii* (Rattle Pods).

Further plants were:

Goodenia grandiflora, *Scaevola*, *Prostanthera striatiflora* (which has no scent), Hibiscus: *Abutilon otocarpum* and *Gossypium australe* (Sturt's Desert Rose), Proteaceae: *Hakea eyreana* and *Hakea gramatophylla*.

Santalum acuminatum, *Santalum lanceolatum*, *Dodonaea viscosa*, *Dodonaea mycrozyga* and a very spikey species of *Solanum*. The white flowered *Pimelea microcephala* (which has yellow berries as fruit), *Calitrix carinata* and *Portulaca bicolor*.

Some of the local fauna are Dingoes, Black-flanked Rock-wallabies, Lizards and Termite nests. Feral cats are a real problem as they are rampantly killing lizards. In Kings Canyon it's a requisite to put your gear away as the dingoes will eat leather boots & gloves etc. Some bikers have learned this the hard way after leaving their gear out.

As it's not a Geoffrey Lay talk without a mention of Fungi... Two Fungi found were *Panus fasciatus* - which has hairs to protect it from sun and *Pycnoporus coccineus* - the most wide spread Fungi in Australia.

A final couple of items mentioned were: On another tour travelling the Birdsville Track with Coates Wildlife Tours it was 3 hours before a single plant was seen, there are sections along the track where nothing but Gibber Stone fills the landscape. It's not until sand dunes are reached that plants are seen growing at the tops of dunes.

Lastly a top piece of advice for anyone planning a trip to the region is: Do not go later than the end of August, by September it is already too hot and too late for us Southerners.

Geoffrey has offered to come back in two years and take us on another visual tour: “Around Australia in one night”. After spending a most entertaining evening, enjoying a highly informative guided tour through Geoffrey's stunning collection of Larapinta Trail images I can thoroughly recommend making the effort to come along to his next visual tour. I for one will not be missing it!



Eremophila macdonnellii

Photo: Brian Walters

<http://anpsa.org.au/e-macdon.html>



Pycnoporus coccineus

Image: https://en.wikipedia.org/wiki/Pycnoporus_coccineus

Winter Orchids in Mitchell Shire...

By Paul Piko



Inland Red-tip Greenhood
Pterostylis sp. *Aff. parviflora* 2
Photo: Paul Piko

I headed out orchid hunting on a crisp mid-June afternoon. Most of the Inland Red-tip Greenhoods (*Pterostylis* sp. *aff. parviflora* 2) had finished flowering for the year but there were still some to be found in bloom. The flowers of this tiny greenhood are only around 1cm long and the pollinator is even smaller.

I did also find signs of things to come - the buds of the common Nodding Greenhood (*Pterostylis nutans*) and the not so common Emerald-lip Greenhood (*Pterostylis smaragdyna*). It was another month before I could return. I was greeted by some nicely flowering orchids (see below).



Nodding Greenhood (Bud)
Pterostylis nutans
Photo: Paul Piko

Later in July the Tall Greenhood (*Pterostylis melagramma*), which is closely related to the Emerald-lip Greenhood, was following the example set by its earlier flowering cousin.

These are not the only winter flowering orchids in Victoria. There are helmet orchids, mosquito and gnat orchids, and other greenhoods. Maybe next year I'll see some of them in Mitchell Shire. As the season starts to change the leaves of the spring orchids are sprouting, getting ready for their turn.




Nodding Greenhood
Pterostylis nutans
Photo: Paul Piko



Emerald-lip Greenhood
(Bud) *Pterostylis smaragdyna*
Photo: Paul Piko



Emerald-lip Greenhood
Pterostylis smaragdyna
Photo: Paul Piko



Tall Greenhood
Pterostylis melagramma
Photo: Paul Piko

Garden Guide- What's to do in August...

By Barbara Mau




Grevillea alpina - Cats Claws
Photo: David Francis
www.natureshare.org.au

What a surprise, and delight, at this time of year to see so many plants flowering.

Grevillea alpina, *Correa glabra*, *Banksia marginata* and of course the many Acacias that abound with their golden blooms, to name just a few.

Right now *Clematis microphylla*, Small Leafed Clematis, is covered in a haze of small, butter yellow flowers. This vigorous climber is a great screening plant and will quickly cover a bank, unsightly fence or shed wall. *C. microphylla*, grown in conjunction with *Hardenbergia violacea*, Purple Coral Pea, makes a spectacular display through to spring. *C. microphylla* requires some pruning, from time to time, keeping it 'well behaved'! Full sun and well-drained soil are the ideal but part shade is tolerated.

I just love the way white flowering plants act as little beacons on dull days or late winter afternoons. *Pimelea glauca*, Smooth Rice Flower, is starting to flower, lighting up denser, darker corners of the garden. This very hardy, delicate shrub has creamy white clusters of tiny flowers in winter and spring, and grows to 60cm in height to 60cm-1m wide. In my garden it tends to extend it's flowering period well into summer.



Rhodanthe anthemoides - Chamomile Sunray
Photo: Barbara Mau


P. glauca loves well-drained basalt soil and full sun. If you have the room plant them in multiples for a wonderful display. Add to that an under planting of *Kennedia prostrata*, flowering bright red flowers in spring, and you have a real showstopper!

Another lovely late winter, white flowering species is the *Rhodanthe anthemoides*,

Chamomile Sunray, adding their cheer to the garden and announcing that spring is not too far away. This perennial herb has lovely grey green, delicate foliage that looks good all year around. During the winter months, at the end of each terminal, there emerge starry white, papery daisies with yellow centres. *R. anthemoides* enjoys a sheltered aspect in full sun and moist well-drained soil. They will grow to a height of

30cm x 30-60cm wide and make ideal container plants.

So... the next time I jot a few lines for this column it will be spring, warmer weather and joyful gardens. Until then, keep cosy and keep those winter weeds under control!



Clematis microphylla
Small Leafed Clematis
Photo: Barbara Mau



Pimelea glauca - Smooth Rice Flower
Photo: Barbara Mau



Kennedia prostrata
Photo: Jeanine Petts

Cutting and Seed Exchange...

By Brian Weir & Jeanine Petts

The committee of APS Mitchell have decided to set up a Cutting and Seed Exchange which would be open to all APS Mitchell members plus any other Australian plant lovers who supply a list of plants and seeds they have to be shared in the data base.

How it would work is:

People would contact either Jeanine Petts or Brian Weir via email (see addresses below) with a list of plants or seeds they are willing to share, this information will then be stored in our data base.

Jeanine Petts: wattlegum@southernphone.com.au

Brian Weir: lorraine_brian@bigpond.com

People wanting cuttings or seeds would contact Brian or Jeanine with their request, if the plants or seeds are listed in the data base the enquirer would be sent the email address of whoever has the material. If the plants or seeds are not in the data base a "DO YOU HAVE" page will be set up in the newsletter where we will advertise for the required material.

The privacy of all Cutting and Seed Exchange users will be respected and protected. Unless a user specifies only APS Mitchell Inc./committee email addresses will be published in our newsletter. All requests for plant materials will be forwarded on to the grower and users can then establish their own private email exchange.

It is anticipated that most cutting and seed exchanges will take place via post and the recommended procedures follow:

When requesting, sending and receiving cuttings or seeds via post please follow these simple guidelines:

Make a cutting request:

1. Send your request via email first. It will be forwarded to the grower so you can request cuttings and ask for the address.
2. Purchase a Pre-Paid Express Post Satchel for \$10.55 which will hold up to 500 grams.
3. Self address your satchel and place it in an envelope with your cuttings request. Add a label/s with the name of species and sender. Pencil is best for writing on labels.
4. Post the envelope to the grower.

Sending Cuttings:

1. When an envelope and return addressed pre-paid satchel is received, cut about six stems of the requested species. The best time to do this is early morning. Store cuttings in the crisper section of a refrigerator until they are ready to be posted.
2. Wrap the cuttings in damp newspaper and place inside a clip-lock plastic bag. Make sure to label each parcel with the names of the species and sender. Squeeze air out of the back and fasten top.
3. Put the bag in the satchel and post.

Receiving Cuttings:

As soon as you receive cuttings put the unopened plastic bag in the crisper section of the refrigerator until you are ready to prepare them.

Seeds can be exchanged using a similar format:

1. First send an email request for seeds which will then be forwarded on to the grower so you can request seeds and ask for the address.
2. Send a stamped self addressed envelope to the grower and include small envelope/s or zip-lock bag/s suitable for small quantities of seed. Remember to label the seed bags with the required species and sender name.
3. The grower can then package seed and return via the stamped self addressed envelope.

Remember that in some states such as Western Australia and Tasmania the transfer of certain plant materials is restricted. It is always best to check with AQIS authorities in your own state before sending or receiving plant material interstate.

Reminders, APS Victoria Diary Dates & Other Events

Thank you

- For various contributions of articles, event information, photo's, feedback, proof-reading, hunting up & providing other information as needed and general support.

A BIG THANK YOU TO:

Bill Barker,
Neil Humphreys,
Ian Julian,
Barbara Mau,
Paul Piko,
Maureen Runge,
Lorraine & Brian Weir

APS VIC DIARY DATES...

September 5 - APS Wilson Park Plant Sale, Wilson Botanic Park, Princes Hwy, Berwick. 9 am - 4 pm.

September 5 & 6 - Bendigo Native Plants Group Flower Show, Rotary Gateway Park, 26 High Street, Kangaroo Flat.

September 12 & 13 - APS Yarra Yarra Native Plants Expo at Eltham Community & Reception Centre, 801 Main Road Eltham (Melways 21 J6). 10 am - 4 pm both days.

September 19 & 20 - APS Colac/Otway Group hosting quarterly and APS Victoria AGM.

September 19 & 20 - Angair

(Anglesea and Aireys Inlet Wildflower and Art Show), Anglesea Memorial Hall, McMillan St, Anglesea. 10am - 4:30 pm. Small entry fee.

October 3 & 4 - APS Grampians Group Pomonal Native Flower Show, Pomonal Hall. 9:30 am - 5 pm.

October 17 & 18 - South Gippsland Native Plant Sale & Flower Show, Gippsland Historical Automobile Club Pavilion, Leongatha. 10 am - 4 pm. Enquires: Coral 5664 2221

October 24 - APS Echuca Moama Native Flower Showcase. Echuca Uniting Church Hall, Hare St, Echuca.

November 15-20 - 28th ANPSA Biennial Conference, Canberra. "Bush Capital, Garden City". Website: anpsa.org.au/conference2015/.

October 8-9 2016 - FJC Rogers Seminar in Hamilton "Native Terrestrial and Epiphytic Orchids".



Committee & Contact Information

AUSTRALIAN PLANTS SOCIETY, MITCHELL GROUP INC.
PO Box 541, Kilmore, Victoria, 3764 No. A0054306V
Email: aps.mitchell@gmail.com
Website: www.apsmitchell.org.au

Committee Members

President:	Neil Humphreys	0439 563 057
Vice President:	Barbara Mau	
Secretary:	Maureen Runge	
Treasurer/Memberships:	Bill Barker	5783 3838
Committee:	Janice Baker, Ian Julian, Dawn McCormack, Jeanine Petts, Brian Weir, Lorraine Weir.	
Group Librarian:	Barbara Mau	
Plant Sales:	Brian & Lorraine Weir	5783 2912
Newsletter Editor:	Jeanine Petts	5785 1434

Query Corner...

Agree or Disagree...



Inappropriate planting ? ☺

Newsletter contributions:

Contributions should be sent to Jeanine Petts
Email: wattlegum@southernphone.com.au

Post: PO Box 381, Pyalong Vic 3521

For inclusion in the next Newsletter please forward contributions prior to the first Monday of each month.

APS Mitchell
Annual Spring Plant Expo & Sale
October 17th, 2015



9 am - 3 pm

Kilmore Memorial Hall

14 Sydney St, Kilmore



Native Plant & Flower Displays



Kilmore Art Society Display

Art by Local Artists:

Themes of native fauna, flora and Aussie landscapes



Plant, Book & Art Sales

APS Mitchell - Assorted Native plants

APS Victoria - Books

Joan & Peter Broughton, Ironstone Park - Assorted Plants

John Forrester - Assorted plants

Kilmore Art Society - Art by local artists

Lorraine & Brian Weir - Low graft & Standard grafted Grevilleas & Correas

La Trobe indigenous plant nursery - Indigenous tube stocks

Mike Williams - Assorted Plants

Russell Waite - Assorted Plants



Volunteers will be needed to assist with: Set up on Friday October 16th, also on Saturday October 17th with Ticket Sales/Entry, Plant Sales, Catering (Tea & Coffee), Pack up & Clean up etc. Please speak to a committee member if you are able to assist.



Dillwynia speciosa

AUSTRALIAN PLANTS SOCIETY, MITCHELL GROUP INC.

aps.mitchell@gmail.com

PO Box 541, Kilmore, Victoria 3764

Incorp A2054306V

2015/16 MEMBERSHIP/RENEWAL FORM – July 1 to June 30

This is a combined membership form for APS Vic and APS Mitchell

Please use this form instead of the form sent out with the APS Victoria newsletter

For insurance purposes people who join APS Mitchell must also join APS Victoria Inc.

(Please ☒ whichever applies) **Application** ☐ **OR** **Renewal** ☐

Title:	Mr / Mrs / Ms / Miss
Surname/s:	
Given name/s:	
Postal Address:	
Town/Suburb:	
Postcode:	
Telephone:	
Email Address:	

(Please ☒ whichever applies)

Membership Type:		Fees: Note: Membership Year = July 1—June 30		
		APS Victoria	APS Mitchell	Total
<input type="checkbox"/>	Single	\$32.00	\$10.00	\$42.00
<input type="checkbox"/>	Couple/Family (2 adults & 2 dependents)	\$35.00	\$12.00	\$47.00
<input type="checkbox"/>	Student	\$24.00	\$10.00	\$34.00
<input type="checkbox"/>	Organisation	\$40.00	\$10.00	\$50.00
<input type="checkbox"/>	Members who joined at the 2014 Expo pay only APS Mitchell Fees Include only applicable APS Mitchell Fee:		<input type="checkbox"/> Single \$10.00 <input type="checkbox"/> Family \$12.00 <input type="checkbox"/> Student \$10.00	
<input type="checkbox"/>	I have paid/pay my APS membership when joining/renewing with another district group. Which Group? : Include only applicable APS Mitchell Fee:		<input type="checkbox"/> Single \$10.00 <input type="checkbox"/> Family \$12.00 <input type="checkbox"/> Student \$10.00	
Total Due:				\$

I/We agree I agree to be bound by the Rules and Bylaws of the Society.

Signed: _____ Date: ____/____/____

I agree to my name being included in a membership list circulated for members' private use: Yes ☐ No ☐

Payment by: (1) Bank Transfer to BSB 083-644 Account No. 17-010-5884 NAB

Please include your surname and post code as reference/transaction details

Or (2) Cheque made payable to: APS MITCHELL INC.

Posted to: APS Mitchell Treasurer, P O Box 541, Kilmore Vic 3764

Enquires: Bill Barker ph: 5783 3838 or email: bee.barker@bigpond.com